




# The Corporation of the District of Central Saanich


Financial Plan      2007 – 2011

Public Presentation




## Agenda

- Purpose of the Meeting
- Legislation
- Operating Funds
  - General
  - Water
  - Sewer
- Municipal Tax Levy




### Agenda (cont'd)

- Supplementary Requirements
  - List of Items
  - Funding Recap
- Tax Ratio Analysis
- Taxes on an Average Property
  - Central Saanich
  - CRD (2006)
- How your tax dollar is distributed
- Questions



## The Purpose of the Meeting

1. To provide a brief overview of the 2007 numbers that will create the 2007 property tax rates.
2. To give the public an opportunity to raise issues and ask questions of Council.



## Legislation *(The Fine Print)*

### *Community Charter, Sections 165, 166 and 197*

S. 165 – dictates the format for the Financial Plan Bylaw, including what information must be shown.

S.166 – requires a public process prior to introduction and adoption of the Financial Plan Bylaw and Tax Rate Bylaw


S.197 – requires Council, after adoption of the Financial Plan Bylaw, to impose property value tax for the year by establishing tax rates.

All this must be completed before May 15<sup>th</sup>.

## General Operating Fund Revenues and Expenses


<u>Expenses</u>	<u>2006</u>	<u>2007</u>	<u>Increase/</u>	<u>%</u>
Police	3,430,600	3,881,260	450,660	13.14%
Fire	664,500	778,882	114,382	17.21%
Engineering & Transportation Planning, Community Services and Other Protection	2,701,000	3,001,184	300,184	11.11%
Administration & Finance	1,297,700	1,216,213	(81,487)	-6.28%
Fiscal Services	1,560,000	1,563,320	3,320	0.21%
Collections for Other Governments	2,806,920	1,908,993	(897,927)	-31.99%
	13,280,600	13,519,600	239,000	1.80%
Total	<u>25,741,320</u>	<u>25,869,452</u>	<u>128,132</u>	<u>0.50%</u>
<b><u>Revenues</u></b>				
Municipal Non-Tax Revenue	3,190,700	2,692,250	(498,450)	-15.62%
Government Grants	782,220	685,333	(96,887)	-12.39%
Collections for Other Governments	13,280,600	13,519,600	239,000	1.80%
	17,253,520	16,897,183	(356,337)	-2.07%
Final Tax as at April 10, 2007	8,487,800	8,972,269	484,469	5.71%
	<u>25,741,320</u>	<u>25,869,452</u>	<u>128,132</u>	<u>0.50%</u>
Initial Core Budget Tax increase*	<u>8,487,800</u>	<u>8,877,502</u>	<u>389,702</u>	<u>4.59%</u>

*\*Difference is Tax-funded supplementals of \$103,500*



**Water Operating Fund  
Revenues and Expenses**


<u>Expenses</u>	<u>2006</u>	<u>2007</u>	<u>Increase/ (Decrease)</u>	<u>%</u>
Administration	131,800	137,900	6,100	4.63%
Cost of Water Supply	1,734,000	1,750,000	16,000	0.92%
Transmission and distribution	288,500	473,500	185,000	64.12%
Billing and Collection	36,500	37,300	800	2.19%
Pumping Stations	41,100	8,800	(32,300)	-78.59%
Fiscal Services	639,700	477,899	(161,801)	-25.29%
Transfer to CRD	730,800	550,001	(180,799)	-24.74%
	<u>3,602,400</u>	<u>3,435,400</u>	<u>(167,000)</u>	<u>-4.64%</u>
 <u>Revenues</u>				
User Fees	2,496,100	2,772,600	276,500	11.08%
Government grants	168,000		(168,000)	-100.00%
Transfers from own funds	375,500	100,000	(275,500)	-73.37%
	<u>3,039,600</u>	<u>2,872,600</u>	<u>(167,000)</u>	<u>-5.49%</u>
Property Tax	562,800	562,800	0	0.00%
	<u>3,602,400</u>	<u>3,435,400</u>	<u>(167,000)</u>	<u>-4.64%</u>



**Sewer Operating Fund  
Revenues and Expenses**

<u>Expenses</u>	<u>2006</u>	<u>2007</u>	<u>Increase/ (Decrease)</u>	<u>%</u>
Administration	178,100	185,000	6,900	3.87%
General Maintenance	171,500	276,100	104,600	60.99%
Pump Stations	158,800	60,600	(98,200)	-61.84%
Debt Charges	-	-	-	
Fiscal Services	339,300	290,200	(49,100)	-16.92%
Transfer to CRD	1,856,800	1,920,483	63,683	3.43%
	<u>2,704,500</u>	<u>2,732,383</u>	<u>27,883</u>	<u>1.03%</u>


<u>Revenues</u>				
User Fees	722,200	806,400	84,200	11.66%
Government Grants	-	-	-	
Transfers from own Accounts	125,500	5,500	(120,000)	-95.62%
	<u>847,700</u>	<u>811,900</u>	<u>(35,800)</u>	<u>-4.22%</u>
Property Tax	1,856,800	1,920,483	63,683	3.43%
	<u>2,704,500</u>	<u>2,732,383</u>	<u>27,883</u>	<u>1.03%</u>



# Tax Levy

## All Funds

<u>Tax Levy</u>	<u>2006</u>	<u>2007</u>	<u>Increase/ (Decrease)</u>	<u>%</u>
<b>General Purposes</b>	8,487,800	8,972,269	484,469	5.71%
<b>Water Purposes (CRD)</b>	562,800	550,001	(12,799)	-2.27%
<b>Sewer Purposes (CRD)</b>	1,856,800	1,920,483	63,683	3.43%




# District of Central Saanich

# 2007 – 2011 Financial Plan

## Schedule of Comparative Tax Increases on a Single Family Home

	Average Residential Assessed Value	Proposed Tax Increase %	Increase per \$100,000 of Assessed Value	Impact on Average Single Family Property
City of Victoria	\$463,678	3.99%	\$14/\$100,000	\$63
North Saanich	\$716,511	7.+%	\$10/\$100,000	\$74
Saanich	\$492,500	3.90%	\$12/\$100,000	\$59
Esquimalt	\$398,475	9.00%	<i>** First budget meeting March 26. No further information</i>	
Sidney	\$452,960	2.94%	\$6/\$100,000	\$28
Langford	\$368,970	1.60%	\$5/\$100,000	\$18



## Supplementary Packages included in 2007 Budget

### Operational

Municipal Hall Bike Rack	700
Emergency Container for Bayside School	2,500
Facilities Strategic Direction	80,000
Convert Contr. to P/T Prime & Policy Review Support	25,000
Establish Emergency Operations Centre	5,000
Fire Fighter Training	4,000
Additional Roads Materials	25,000
Additional Temporary Hours for Roads & Drains	16,500
Traffic Signal Updates	6,500
Collection of Road Conditions Tech. Data (PMP)	40,000
Additional seven months Temporary Labour (Parks)	28,500
Additional Parks Maintenance Materials	12,000
OCP Review/Update	20,000
Newman Park Building Maintenance	2,500
Public Services janitorial services	3,400
Convert Temporary Labourer to Permanent	<u>31,250</u>
Total Operational	<u><u>302,150</u></u>

## Supplementary Packages included in 2007 Budget (Cont'd)

## Equipment

Public Works Wireless Network Link	4,000
Police Network Switch	3,000
Network Site Wiring - Public Works	4,000
Corporate Data Backup	10,000
File & Print Server Replacement	25,000
Replace Desktop PC's	183,000
Permit/Fire Tracking	40,000
Electronic Home Owner Grant/On-line tax inquires	10,000
Mobile Data Terminals (Police)	9,000
Office Furniture	5,000
Radar Sets	2,000
Voice Logger (Police Comm Centre)	20,000
Emergency Ops Centre Equipment	2,200
Install Storz Nozzles to Fire Hydrants	5,000
Cultural Centre Automated Doors	3,300
Replace Workstations (Municipal Hall)	8,000
Install Bio-Diesel Fuel Storage & Dispensing System	<u>10,000</u>
Total Equipment	<u><u>343,500</u></u>

**Supplementary Packages included in 2007 Budget (Cont'd)****Infrastructure**

Bus Shelters/Pedestrian Crossing	34,000
East Saanich Bike Lanes N. of 8025 E. Saanich	20,000
Wallace Dr. Shoulder Upgrade (guardrails to Prosser)	25,000
Local Roads Restoration - contracting	20,000
Unspecified Drainage Works	15,000
Traffic Signal - Mt. Newton/East Saanich Roads	7,000
Woodward Park Development - Phase II	57,500
Municipal Hall Exterior Painting	13,000
Municipal Hall - Police Cells Sprinkler System	35,000
Cultural Centre - HVAC Replacement	7,500
West Saanich School Restoration (Phase IV)	42,000
Works Yard Renovation	<u>11,000</u>
Total Infrastructure	<u><u>287,000</u></u>
Total - Operating Fund	<u>932,650</u>


**Supplementary Packages included in 2007 Budget (Cont'd)****Infrastructure - Water Funds**


Watermain Upgrades	75,000
SCADA Hardware System Installation	<u>100,000</u>
Total - Water Fund	<u><u>175,000</u></u>

**Infrastructure - Sewer Funds**

Collection System Modifications and Upgrades	<u>120,000</u>
Total - Sewer Fund	<u><u>120,000</u></u>

**Grand total** 1,227,650






**Supplementary Packages included in 2007 Budget**

**Total**

Operational Total		\$ 302,150
Equipment Total		343,500
Infrastructure:		
▪ General	287,000	
▪ Water	175,000	
▪ Sewer	<u>120,000</u>	<u>588,000</u>
Grand Total		<u><u>\$1,227,650</u></u>



District of Central Saanich


2007 – 2011 Financial Plan

**Supplementary Packages included in 2007 Budget**


**Recap of Financing**

Financing

Reserve Accounts	
Gas Tax Revenue	64,000
GST	198,000
General Operating Fund Reserves	482,500
Grants to be applied for	45,000
2007 Property Taxes	<u>103,500</u>
	893,000
Water Operating Fund	
Revenue	17,325
Reserves	180,000
Sewer Operating Fund Reserves	
Revenue	17,325
Reserves	<u>120,000</u>
	<u><u>1,227,650</u></u>

**Comparative 2006 Tax and Population Data**

<b>Municipality</b>	<b>Population</b>	<b>1% of 2006 Taxes</b>
Central Saanich	16,821	\$ 84,900
Esquimalt	17,156	\$ 97,600
Oak Bay	18,313	\$ 136,000
Saanich	110,387	\$ 692,400
<b>Victoria</b>	<b>77,369</b>	<b>\$ 763,600</b>



## Cost of Construction

Sidewalk

\$175,000/km


### Length of sidewalk put in with 1% of taxes:

Saanich

3.96Km

Central Saanich

0.49Km




## Tax Ratio Analysis

<u>Property Class</u>	<u>Pre 1998</u>	<u>1998 to 2003</u>	<u>2004 &amp; 2005</u>	<u>2006</u>	<u>2007</u>
Residential	1.0000	1.0000	1.0000	1.0000	1.0000
Utility	5.0000	5.0000	5.0000	5.5635	5.9775
Industrial	3.4000	2.1140	2.2000	2.2335	1.9430
Business	2.0000	2.1140	2.2000	2.5325	2.3910
Recreation/Non Profit	2.0000	2.0000	2.2000	2.2160	2.4250
Farm	1.0000	1.0000	1.0000	1.2245	1.3350

*Percentage Increase on a Property whose Assessment Increased by the Average:*

Residential	7.14%	8.06%	7.12%	4.38%	5.54%
Utility	-3.70%	-2.87%	-3.72%	4.39%	-10.30%
Industrial	63.11%	2.29%	5.52%	4.39%	5.57%
Business	-15.39%	-9.80%	-6.95%	4.38%	5.53%
Recreation/Non Profit	-3.32%	-2.49%	6.33%	4.39%	5.57%
Farm	-12.49%	-11.74%	-12.51%	4.39%	5.57%




## Historic Tax % Increases to an Average Property

<u>Year</u>	<u>Residential</u>	<u>Business</u>
2000	5.98%	1.44%
2001	7.31%	8.87%
2002	7.59%	8.54%
2003	6.46%	4.34%
2004	6.55%	7.61%
2005	5.75%	7.58%
2006	4.38%	4.38%
2007	5.54%	5.53%

## Actual Municipal Tax on an Average Property

<u>Year</u>	<u>Residential Assessment</u>	<u>Municipal Tax</u>	
2007	435,780	1,117	
2006	397,620	1,058	
	<hr/>	<hr/>	
	38,160	59	5.5%

<u>Year</u>	<u>Business Assessment</u>	<u>Municipal Tax</u>	
2007	614,772	3,799	
2006	534,196	3,600	
	<hr/>	<hr/>	
	80,576	199	5.5%




District of Central Saanich

2007 – 2011 Financial Plan

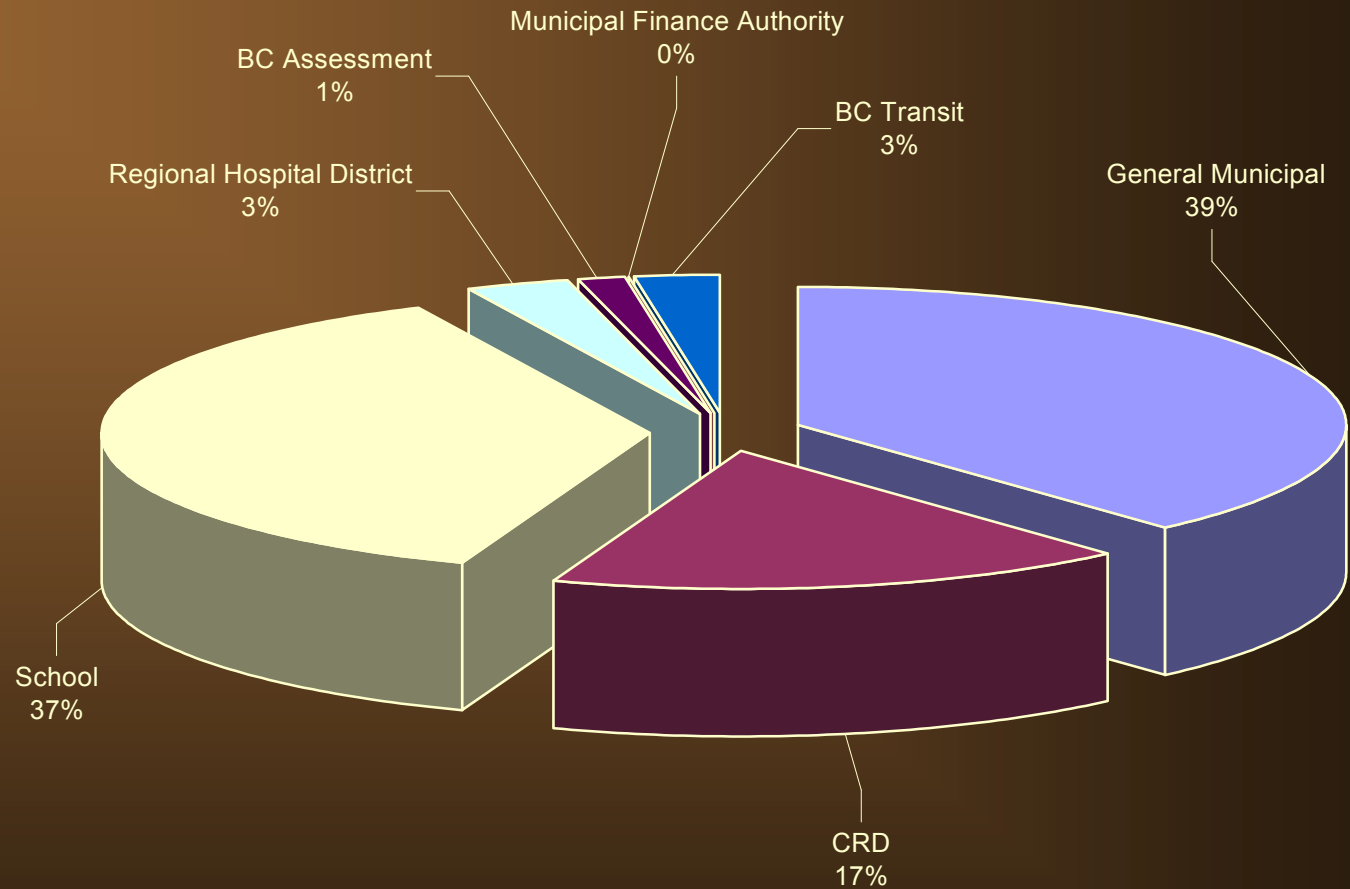
## Municipal Taxes on an Average Residential Property in the Capital Regional District


<b>Municipalities</b>	<b>2006 Average House Value</b>	<b>General Municipal Total</b>
Central Saanich	442,424	1,177
Colwood	352,049	989
Esquimalt	355,559	1,752
Highlands	475,970	1,404
Langford	316,230	892
Metchosin	433,692	930
North Saanich	608,546	954
Oak Bay	660,836	2,101
Saanich	450,922	1,618
Sidney	371,871	1,120
Sooke	278,961	698
Victoria	423,018	1,644
View Royal	392,407	927



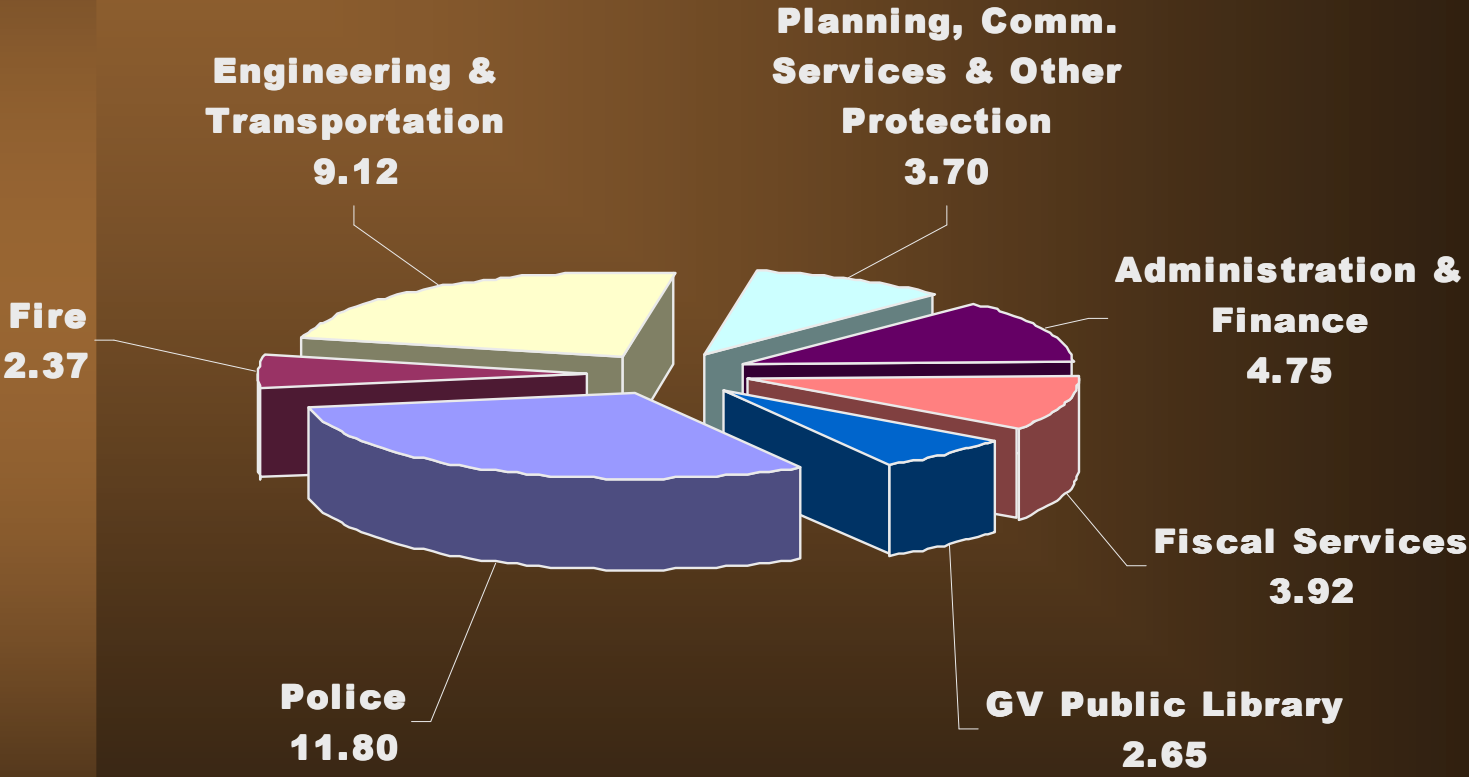
Tax Distribution - 2006 Taxes


# Where Does Your Tax Dollar Go?





# How is that 38.41¢ Distributed?





Questions?

