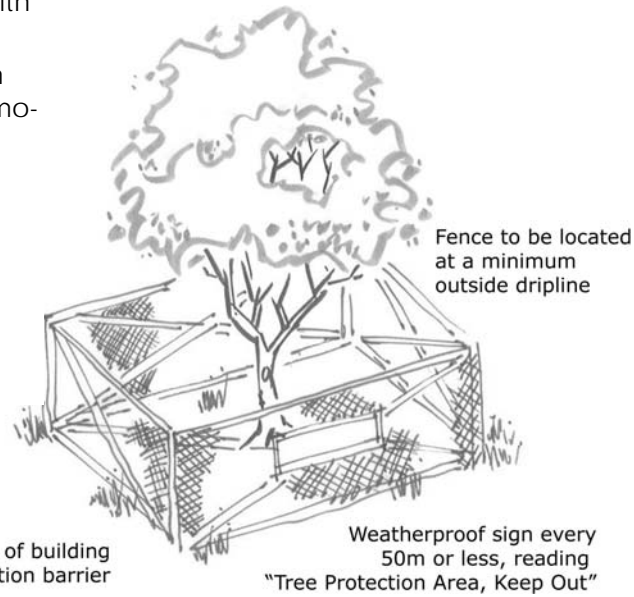


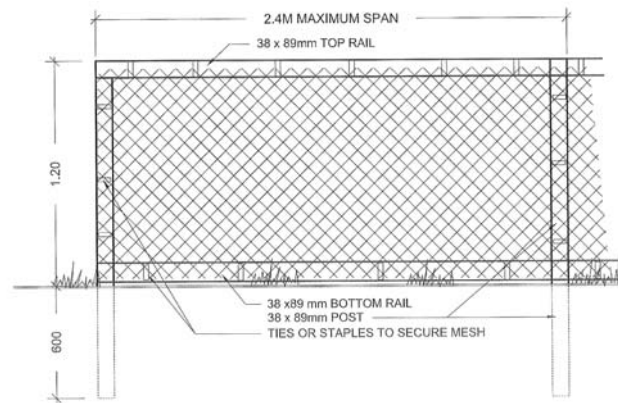
Tree Protection—Schedule “B” and “D” from Bylaw no. 1595 (in part)

- ◆ Ensure all protected trees are tagged with numbered plastic tree tags.
- ◆ Erect sturdy, well-signed, tree protection fencing prior to commencement of demolition, site preparation or construction.
- ◆ Conserve trees in groups, conserve growing soils and space for new trees, when planning your site.
- ◆ Discuss site access, storage, servicing, blasting and phasing requirements with your Contractor to resolve any conflicts with the Protected Tree areas.



NOTE: no storage of building materials within or against protection barrier

- ◆ When blasting, ensure that explosive materials are selected that minimize combustible gases, which may otherwise harm roots.
- ◆ Store all excavation and building materials away from retained trees.
- ◆ Locate concrete washout areas away from retained trees (preferably down slope) and away from proposed and existing garden areas.
- ◆ Apply a 10cm layer of mulch to protected tree areas to retain moisture, improve nutrients and increase beneficial soil biology.



TREE PROTECTION FENCING
FENCE WILL BE CONSTRUCTED USING
38 X 89 mm (2"X4") WOOD FRAME:
TOP, BOTTOM AND POSTS. *
USE ORANGE SNOW-FENCING MESH AND
SECURE TO THE WOOD FRAME WITH
"ZIP" TIES OR GALVANIZED STAPLES

* IN ROCKY AREAS, METAL POSTS (T-BAR
OR REBAR) DRILLED INTO ROCK WILL BE
ACCEPTED

REVISED—December 2008



Central Saanich

Protected Trees

Tree Protection Bylaw no. 1595

In Central Saanich, there are two bylaws dealing with the pruning or removal of trees on private property.

The first is bylaw no. 993, establishing erosion districts and regulating tree cutting in these areas. The second is bylaw no. 1595, which identifies and protects specific trees within the Municipality.

This guide discusses the tree protection bylaw no. 1595, and the permit requirements for pruning or removing protected trees in Central Saanich.

Protected Tree Definition

“Protected Tree” means the following trees over 50cm (20”) in height:

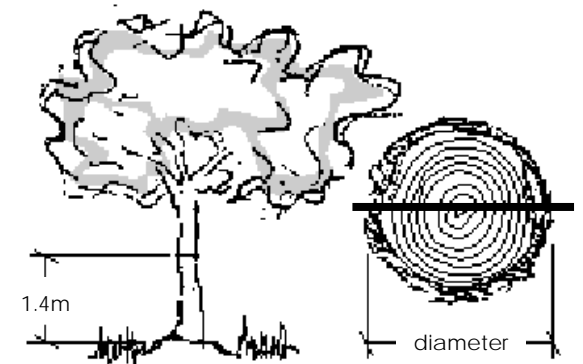
- ◆ a Garry Oak tree;
- ◆ an Arbutus tree;
- ◆ a Pacific Dogwood tree;
- ◆ a Pacific Yew tree;
- ◆ a Shore Pine tree;
- ◆ a Trembling Aspen tree; as well as,
- ◆ any tree, regardless of species, having a dbh* of 60cm (24”) or more;
- ◆ other trees as designated by Council in Schedule A (historical value etc.);
- ◆ a Nesting tree (defined in bylaw);
- ◆ a Replacement tree; and,
- ◆ a tree designated to be retained by a permit or application or protected by covenant.

District of Central Saanich
1903 Mt Newton Cross Rd
Saanichton, B.C. V8M 2A9

tel (250) 544-4209
fax (250) 652-4737
www.centralsaanich.ca

Measurement

* “dbh” or “diameter at breast height” means the diameter of the trunk of a tree measured 1.4m (4.6 ft) above the ground. Please refer to Bylaw 1595 for how to measure multi-stemmed trees.



This pamphlet is intended for general guidance only. Applicants should consult the District of Central Saanich Tree Protection Bylaw no. 1595 for definitions (such as “Nesting tree”, “building envelope” and “protected root zone”), specific requirements, fees and procedures.

Regulations and Prohibitions

No person shall cut down a protected tree, except as noted below. This includes no topping of a tree or cutting any branch having a diameter of more than 10 cm (4").

Protected trees may be removed:


- ◆ in a *building envelope** for the construction of an approved building**;
- ◆ on land within the Agricultural Land Reserve; or,
- ◆ with a permit (see following section).

* *Definitions found in Bylaw.*

** *Certified Arborist report still required to assess issues relating to the trees on the property.*

Also, no person shall:

- ◆ damage the roots of a protected tree;
- ◆ place fill, materials, paving, a building or structure around a protected tree;
- ◆ operate equipment or deposit concrete washout or other chemical substance within a protected root zone;
- ◆ dent, gouge or damage the branches or trunk; or,
- ◆ blast inside or outside the protected root zone so as to disturb soil or roots.



Tree Cutting/Pruning Permits

An owner may apply for a **Tree Cutting Permit** for the cutting down or pruning of a protected tree if:

- ◆ the tree is dead, dying, severely damaged or unstable;
- ◆ the tree or roots are interfering with utility wires, drainage, water or sewer system;
- ◆ the removal of the tree is required for the construction or installation of a driveway, roads or services or required off street parking area and where no other acceptable locations are available; or,
- ◆ pruning is otherwise required and will benefit the tree or mitigate a hazard.

If District staff approve the issuance of a Tree Cutting Permit, it may include conditions such as the planting of replacement trees; pruning in accordance with generally accepted practices; working under the supervision of a certified arborist; requiring protective barriers; preventing soil compaction; maintaining soil levels; and, prohibiting equipment operation within the drip line.

Application Requirements

The registered owner of the property or an authorized agent may apply for a Tree Cutting Permit. You must submit the following to the Planning Department:

- ◆ application form including the purpose and rationale for the cutting, pruning or removal of trees;
- ◆ a plan locating all proposed construction/excavation/blasting activities, existing structures, tree diameter and species; and,
- ◆ certified arborist's report (*for any cutting/pruning/removal application*).

In addition, the following *may* be required:

- ◆ a *detailed* report from a certified arborist regarding the condition of the tree, identifying any conditions under which the proposed tree cutting may take place, addressing extent, timing and phasing of work to ensure public safety, minimizing impact to adjacent properties and trees, and/or providing confirmation that any proposed pruning will benefit the tree or mitigate a tree hazard;
- ◆ a tree protection plan by a certified arborist or registered professional (See Bylaw Schedule "C" and "D" for details); and,
- ◆ permit fees, as outlined in Bylaw no. 1595.

Bylaw Contraventions and Penalties

Any person who contravenes any provision of Bylaw no. 1595 is guilty of an offence, and is subject to the penalties in this Bylaw, the Municipal Ticket Bylaw and the *Offence Act*. A separate offence is committed for each tree unlawfully cut down, damaged, or pruned without a permit.

You may be required to:

- ◆ plant a replacement tree(s);
- ◆ provide to the District (for each tree cut down or removed) the sum of \$100.00 per centimetre of trunk dbh for the District's use in public parks, boulevards or other public areas of the District's choosing; and,
- ◆ reimburse the District in respect of any investigation and enforcement costs it has incurred in relation to the contravention, including actual legal costs.

